

Nonstop

PHL

MOVING FORWARD TOGETHER

PHL Self Tour




Version 1




PHL *Access for All* program


This story is part of the *Access for All* program for people with disabilities at the Philadelphia International Airport (PHL). This program can be used to assist you when you are flying to or from PHL.





You might be curious if you can visit PHL before
your flight for your disability.




You can visit the non-secure areas of the Airport at your convenience.





You can experience areas on the following slides to help you plan and prepare for your flight.





Transportation including parking options, SEPTA train and buses, and other transportation options.




You can practice going from transportation to the terminals.





You can explore ticketing areas.



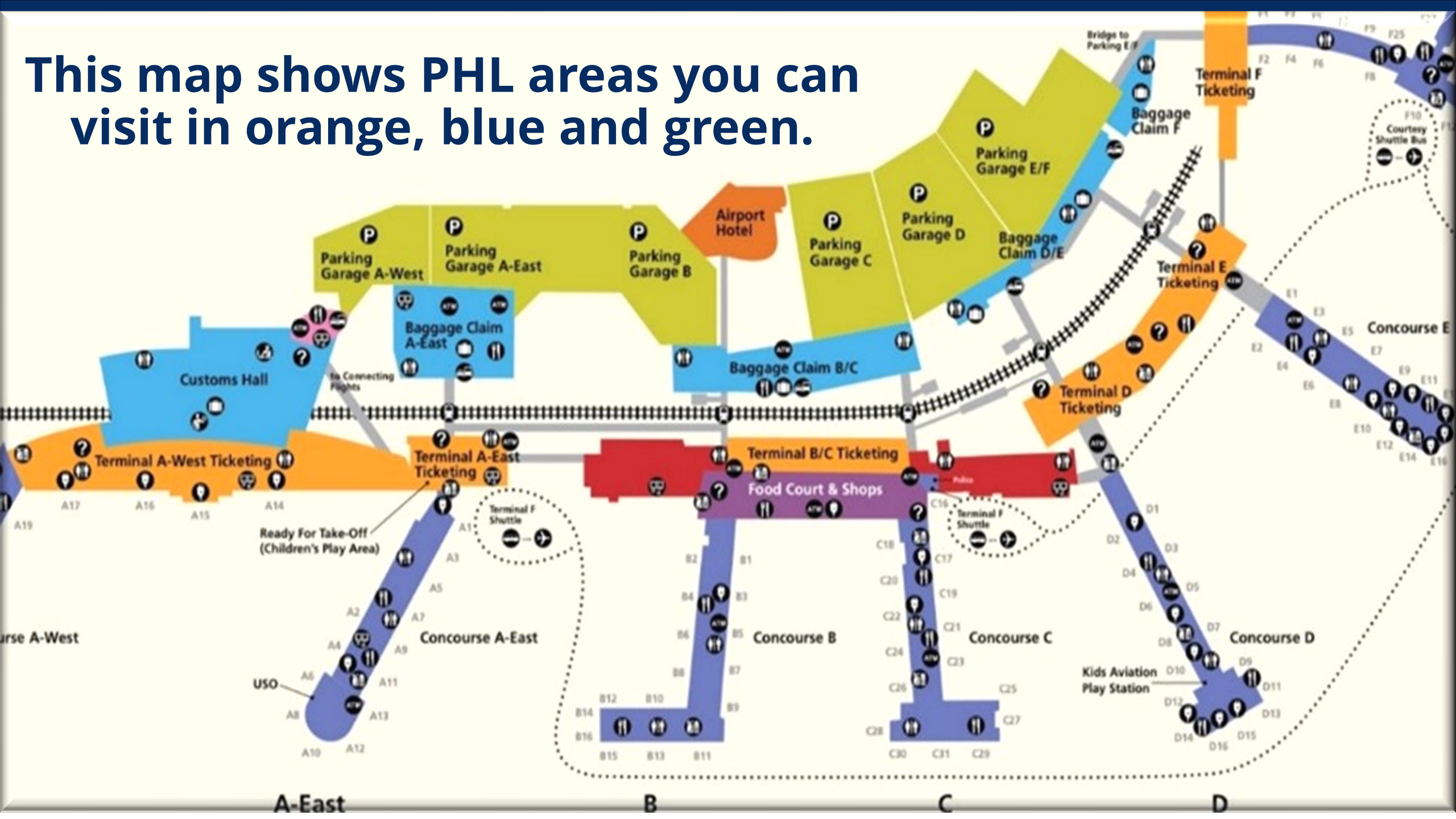
You can see the non-secure side of the TSA Security station.




You can view the baggage areas.



This map shows PHL areas you can visit in orange, blue and green.



You can call TSA Cares for assistance through Security or if you have questions about security.



[Email TSA Cares](#)
[\(855\) 787-2227](#)


Relay: 711

Call 72 Hours before your flight

You can use your visit to plan!

- What do you need for the day of your flight?
- Do you need any disability specific items that will be helpful to deal with the environment?
- Plan how to get a wheelchair or guide assistance, if needed.
- Do you have a plan to get through ticketing and security?
- What other plans can help you with your flight?

Want more info?



You can learn more about accessibility at
PHL by visiting
<https://www.phl.org/about/accessibility>



Saron McKee

PHL Director of Access and Accessible Programs



Thank you!



Nonstop PHL *MOVING FORWARD TOGETHER*